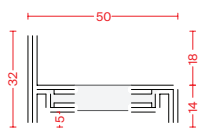


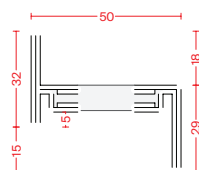
W50

Profile range

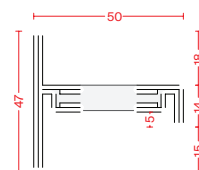
Bar length 5800 mm
-02 Galvanized steel



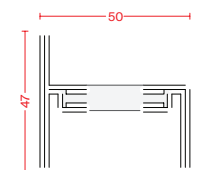
FT 5009LF-02



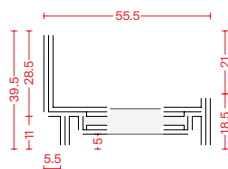
FT 5009ZF-02



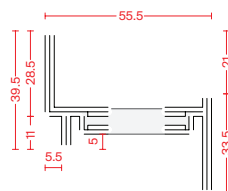
FT 5009TF-02



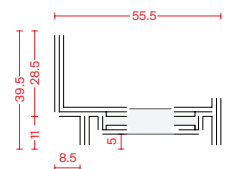
FT 5009HF-02



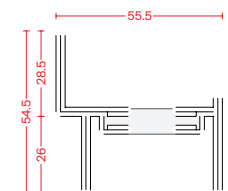
FT 5509L-02



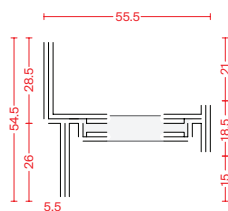
FT 5509Z-02



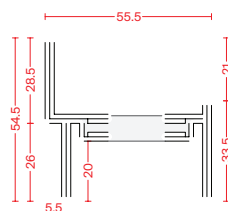
FT 5509U-02



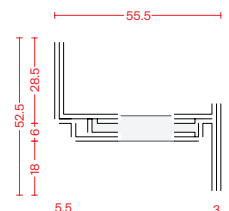
FT 5509H-02



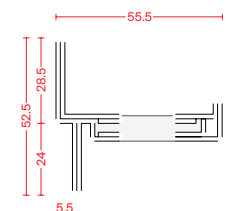
FT 5509F-02



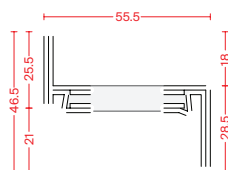
FT 5509H-02



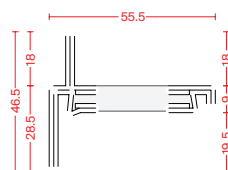
FT 5509L-02



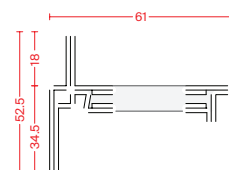
FT 5509TL-02



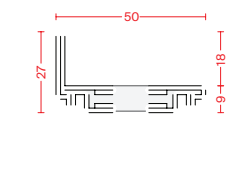
FT 5509ZA-02



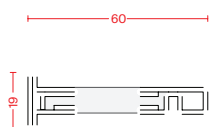
FT 5509TA-02



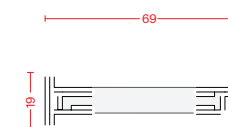
FT 6109TZ-02



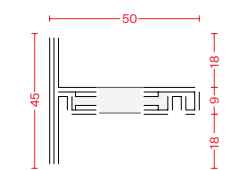
FT 5009LC-02



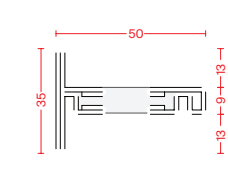
FT 6009SV-02



FT 6909SO-02



FT 5009TN-02



FT 5009TR-02

Slightly thicker frame,
thermally insulated

The heavy duty W50 hot-rolled steel profile is further refined by cold-rolling technology to endure harshest of weather conditions while still retaining a slim profile.

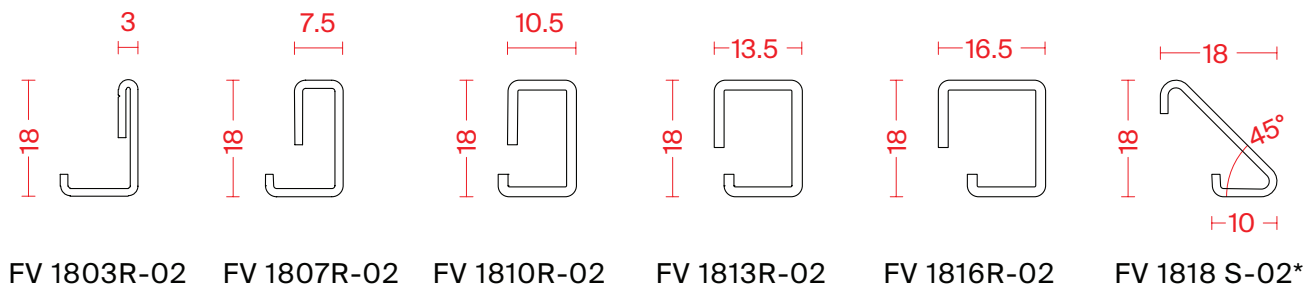
W50

Slightly thicker frame,
thermally insulated

The heavy duty W50 hot-rolled steel profile is further refined by cold-rolling technology to endure harshest of weather conditions while still retaining a slim profile.

Screw-on glazing beads

Bar length 5800mm
-012 Galvanized steel -03 Stainless steel AISI 304 2B



Rebate gaskets

-60 EPOM black -62 PVC -77 EPOM white

